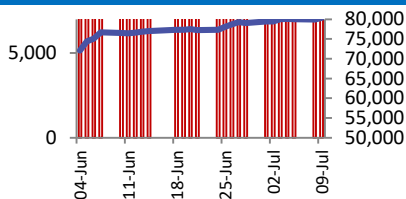
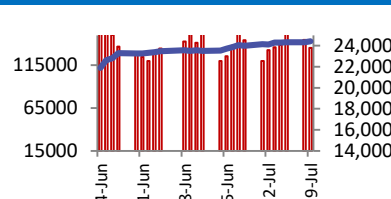


**BSE**



Open	80107
High	80397
Low	79999
Close	80352
Change	391
Volume (Lacs)	9760
Turnover (Rs.inCr)	10122

**NSE**



Open	24351
High	24444
Low	24332
Close	24433
Change	113
Volume(Lacs)	51249
Turnover(Rs.in Cr)	135443

World Markets	Current	Previous	Pt. Chg	Var(%)
Dow	39292	39345	(53)	-0.1%
Dow Futures	39584	39596	(12)	0.0%
Nasdaq	18429	18404	26	0.1%
FTSE	8140	8193	(54)	-0.7%
Nikkei	41632	41580	52	0.1%
Hang Seng	17611	17523	88	0.5%
Gift Nifty	24481	24450	31	0.1%
Straits Singapore	3450	3426	24	0.7%
South Korea	2861	2867	(6)	-0.2%
Taiwan	23851	23900	(49)	-0.2%
Shanghai	2958	2959	(1)	0.0%

Commodity Prices	Current	Previous	Pt. Chg	Var(%)
Copper (\$/MT)	9869	9915	(46.0)	-0.5%
Alumin (\$/MT)	2497	2532	(35.0)	-1.4%
Zinc (\$/MT)	2931	2956	(25.0)	-0.8%
Brent Crude (\$/bbl)	84.6	84.7	(0.1)	-0.1%
Gold (\$/Ounce)	2369	2364	4.8	0.2%
Silver (\$/Ounce)	31.0	30.8	0.2	0.5%
Light Crude (\$/bbl)	81.4	81.4	(0.0)	0.0%
N G (\$/mmbtu)	2.3	2.3	(0.0)	-0.2%
Sugar (\$/MT)	548.2	560.0	(11.8)	-2.1%
Rubber (Rs./kg)	207.0	206.0	1.0	0.5%
Baltic Dry Index	1894	1940	(46.0)	-2.4%

Currency Exchange Rate	Current	Previous	Var(%)
Rs./\$ rate	83.49	83.50	-0.01%
Rs./ Euro	90.37	90.50	-0.14%
Rs./Chinese Yuan	11.48	11.48	-0.03%
Yen /\$ rate	161.52	161.33	0.12%
\$ US/Euro	1.08	1.08	0.03%

Dollar Index	Current	Previous	Var(%)
Dollar Index	105.26	105.28	-0.02%

Support/ Resistance Levels for Today		
	Nifty	Bank Nifty Fut
Support 1	24340	52500
Support 2	24270	52370
Resistance	24470	52740

Securities in Ban For Trade	
ABFRL	BANDHANBNK
BALRAMCHIN	CHAMBLFERT
PEL	INDIACEM
IEX	GNFC
INDUSTOWER	

**Market Review**

**US:** US stocks were trading close to their all-time highs, with the S&P 500 rising for a sixth straight day on the back of Nvidia Corp. This comes as traders view Powell's statement as balanced. This also reinforced the speculation that the Fed will be able to cut rates this year.

**Asia:** Asia-Pacific markets were trading on a mixed note early Wednesday as investors assessed latest comments from the US Federal Reserve Chair Jerome Powell before the Senate Banking committee.

**India:** India's equity benchmark indices rebounded sharply to end at a record high on Tuesday as shares of Maruti Suzuki India Ltd. and ICICI Bank Ltd. led gains. **Market is expected to open on a flattish note and likely to witness range bound move during the day.**

**Global economy:**

The U.S. is no longer an overheated economy with a job market that has cooled from its pandemic-era extremes and in many ways is back where it was before the health crisis, Fed Chair Jerome Powell said in remarks to Congress that suggested the case for interest rate cuts is becoming stronger. We are well aware that we now face two-sided risks, and can no longer focus solely on inflation, Powell told the Senate Banking Committee on Tuesday. The labor market appears to be fully back in balance. Powell told lawmakers that he did not want to be sending any signals about the timing of any future actions on interest rates, a stance consistent with the chair's recent efforts to focus attention more on the evolution of economic.

Banks increasingly use third-party tech companies, such as Microsoft, Amazon and Google, for cloud computing to run key services, raising concerns among regulators about the impact on the financial sector if a provider used by many banks went down. Ongoing digitalisation has led to rapid adoption of innovative approaches in the banking sector, the Basel Committee said in a statement. As a result, banks have become increasingly reliant on third parties for services that they had not previously undertaken.

**Commodities:** Oil prices rebounded on Wednesday following three days of declines after an industry report showed U.S. crude and fuel stockpiles fell last week, indicating steady demand, and the outlook for interest rate cuts improved.

Gold prices held steady on Wednesday, with investors looking towards key U.S. inflation data that could shed more light on the Federal Reserve's interest rates trajectory.

**Currency:** The dollar index climbed toward 105.2 on Wednesday, rising for the third straight session as Federal Reserve Chair Jerome Powell reiterated the central bank's cautious approach on interest rate cuts.

FII Derivative Transactions (Rs. Cr)

Contracts	Purchase		Sell		Net	Open Interest (OI)		OI (Previous day)		Change	
	Contract	Value	Contract	Value		Contract	Value	Contract	Value	Contract	Value
Index Future	45213	2884	36281	2386	498	572711	37208	560583	36391	12128	817
Index Option	24602567	1978068	25025730	2006504	(28436)	6041468	414763	5797783	399594	243685	15169
Stock Future	289287	22296	269729	21050	1246	4083310	316935	4055600	313615	27710	3320
Stock Option	620194	47885	617582	47695	190	553425	43482	502545	39589	50880	3893
<b>Total</b>	<b>25557261</b>	<b>2051133</b>	<b>25949322</b>	<b>2077635</b>	<b>(26502)</b>	<b>11250914</b>	<b>812388</b>	<b>10916511</b>	<b>789189</b>	<b>334403</b>	<b>23199</b>

FII All Activity-BBG (Rs Cr)	Buy	Sell	Net
2-Jul-24	14544	17051	(2507)
3-Jul-24	16500	12602	3899
4-Jul-24	16289	10778	5512
5-Jul-24	15188	12019	3169
8-Jul-24	13925	13763	162
<b>Month to date- July</b>	<b>90135</b>	<b>80395</b>	<b>9740</b>
FII (Prov.) (Rs Cr)	Buy	Sell	Net
3-Jul-24	18024	12540	5484
4-Jul-24	13837	11261	2576
5-Jul-24	13354	12113	1241
8-Jul-24	13564	13503	61
9-Jul-24	14537	14223	314
<b>Month to date-July</b>	<b>101075</b>	<b>93824</b>	<b>7250</b>
DII (Prov.) (Rs. Cr)	Buy	Sell	Net
3-Jul-24	14121	15046	(924)
4-Jul-24	11303	13679	(2375)
5-Jul-24	12695	14346	(1651)
8-Jul-24	14355	11488	2867
9-Jul-24	13615	12199	1416
<b>Month to date-July</b>	<b>96503</b>	<b>92605</b>	<b>3898</b>
FII Debt - BBG (Rs. Cr)	Buy	Sell	Net
2-Jul-24	2661	2358	302
3-Jul-24	1812	1112	699
4-Jul-24	2414	481	1933
5-Jul-24	753	257	497
8-Jul-24	419	659	(239)
<b>Month to date- July</b>	<b>10192</b>	<b>5837</b>	<b>4355</b>

Market Breadth	BSE		NSE	
	No.	%	No.	%
Advance	1960	49%	1355	50%
Decline	1973	49%	1314	48%
Unchanged	93	2%	47	2%

Market Turnover	09-Jul	08-Jul	Var (%)
BSE Cash	10122	15343	-34%
NSE Cash	135443	144757	-6%
NSE Futures	123979	141702	-13%
NSE Options	34741770	26523178	31%
Total (Rs.Cr)	35011314	26824980	31%

Volatility Index	09-Jul	08-Jul
Volatility Index	14.28	13.60

Index PE - TTM	09-Jul	Yr. High	Yr. Low
Sensex	24.5	26.0	21.8
Nifty	23.3	28.8	20.3

Corporate News

**Infosys announces strategic five-year collaboration with Sector Alarm**

Infosys today announced a strategic five-year collaboration with Sector Alarm, one of Europe's leading providers in security, who are partially owned by global investment firm KKR, to transform their core enterprise business systems on the cloud. (BS)

**JSW Steel consolidated steel production at 6.35 Mnt in Q1 FY25**

JSW Steel reported consolidated Crude Steel production for the first quarter of FY 2024-25 at 6.35 million tonnes. The Crude Steel production was lower by 1% YoY and 6% QoQ mainly due to a planned maintenance shutdowns. Capacity utilisation at Indian Operations stood at 87% for Q1 FY25. (BS)

**HG Infra stock price up 7% on inking MoU with Ultra Vibrant Solar Energy**

H.G. Infra Engineering Limited has entered into a Memorandum of Understanding dated July 08, 2024 with Ultra Vibrant Solar Energy Private Limited for acquiring shares or voting rights in the project companies by way of incorporating new companies or by taking shares of the existing company for the execution of the solar power plants project. (BS)

Economy

**June retail inflation may remain unchanged at 4.7%**

India's retail inflation likely remained unchanged at 4.7% in June, after easing to 4.75% in May, the median forecast of 10 economists polled by ET showed. June forecasts ranged from 4.5% to 5.19%, with experts pointing to unrelenting heatwaves, below-normal monsoon rains, and higher fruit and vegetable prices as the major drivers. The government will release retail inflation data, as measured by the consumer price index (CPI) on July 12. "Heatwaves in May-June and festive demand have all contributed to the sequential uptick in vegetable prices. (ET)

International

**Blackstone taps Citi veteran Tyler Dickson for a key role in credit business**

Blackstone Inc has hired Tyler Dickson, the former global head of investment banking at Citigroup, to lead client relations for its credit and insurance unit, the private equity firm said on Tuesday. The new role will oversee Blackstone Credit & Insurance's Institutional Client Solutions team, and more broadly partner on BXCI's origination efforts with borrowers around the world. Dickson, a 30-year veteran at Citi, was recently serving as the head of investment banking and vice chair of banking and international. (Invst)

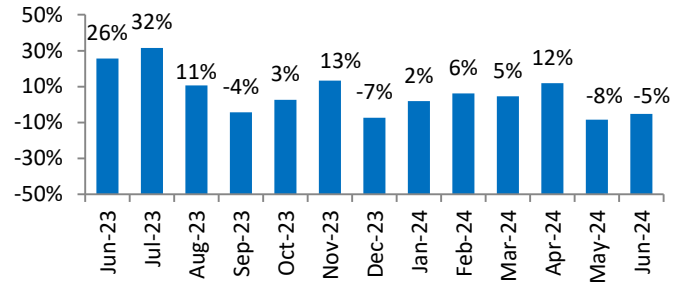
Top 5 Nifty Gainers	09-Jul	08-Jul	Var(%)
MARUTI	12828	12024	6.7%
M&M	2926	2851	2.6%
ITC	453	444	2.0%
DIVISLAB	4552	4464	2.0%
TITAN	3215	3156	1.9%
Top 5 Nifty Losers	09-Jul	08-Jul	Var(%)
TATACONSUM	1142	1151	-0.7%
RELIANCE	3181	3202	-0.7%
SHRIRAMFIN	2792	2808	-0.6%
ONGC	297	299	-0.6%
BAJFINANCE	7068	7098	-0.4%

BSE Index Watch	Last	1 day	1 wk	1 mth	1 yr
SENSEX	80352	0.5%	1.1%	5.0%	23.0%
MIDCAP	47540	0.4%	2.5%	7.2%	64.7%
SMLCAP	54155	0.2%	2.2%	10.0%	63.9%
AUTO	58706	2.2%	2.8%	3.7%	65.6%
BANKEX	60304	0.4%	1.7%	6.2%	19.1%
Capital Goods	75537	-0.1%	3.4%	9.7%	86.1%
FMCG	21458	1.1%	4.2%	2.6%	13.8%
Health Care	38448	1.0%	3.5%	5.1%	48.3%
IT	38500	0.0%	1.2%	8.8%	30.6%
METAL	33482	0.0%	0.8%	0.9%	58.6%
Oil & Gas	30431	-0.1%	2.7%	6.6%	60.1%
Power	8095	0.5%	2.5%	5.2%	101.7%
Realty	8802	1.2%	1.4%	3.9%	108.8%

NSE USD Futures	09-Jul	08-Jul	Var (%)
July Expiry (Rs./\$)	83.89	83.89	0.0%
August Expiry (Rs./\$)	83.77	83.77	0.0%
Total Turnover (Rs. Crore)	591	1231	-52%

Sectors	TTM PE
Auto	34.51
Auto Ancillary	55.38
Banking	15.95
Engineering	45.01
Cement	74.65
Diamonds & Jewellery	66.09
Housing Finance	25.47
Infrastructure & Const	33.16
Metals-Aluminium	42.66
Metal – Steel	19.77
Oil Expl.	17.52
Pharma	10.61
Power – Gen. Supp.	42.2
Information Tech.	25.53
Sugar	20.08
Telecom Serv. Prov.	86.94
Tyres	28.45

**Royal Enfield: Monthly Sales Volume Growth (YoY)**  
(Source: Company data)



10 year G-Sec Yield	Current	Previous	Change
<b>US</b>	4.31%	4.30%	1 bps
<b>Japan</b>	1.09%	1.09%	(1) bps
<b>India</b>	6.99%	6.99%	(0) bps
<b>UK</b>	4.16%	4.11%	5 bps
<b>Libor 3 Mths</b>	5.57%	5.57%	(0) bps

Indian Eco Data	Current	Previous	Var(%)
Forex Reserve (US\$ in bn)	654	652	0.3%
Inflation - WPI	2.61%	1.26%	135 bps
Inflation - CPI	4.75%	4.83%	(8) bps

India GDP	Q4FY24	Q3FY24	Var(%)
Growth	7.76%	8.57%	(81) bps

Monetary Policy	Current	Previous	Change
Repo Rate	6.50%	6.50%	0 bps
Reverse Repo Rate	3.35%	3.35%	0 bps
CRR	4.50%	4.50%	0 bps
O/S Banking System Liquidity (Rs bn)	550	1300	(749.7)

IIP Growth %	Jan-24	Jan-23	Apr-Feb
IIP	5.0	4.6	6.3
Mining	5.9	9.0	8.5
Manufacturing	3.2	4.5	5.7
Electricity	5.6	12.7	7.0

ADR Price Movement

Company	Price (US\$)	Volume	Previous Day Price	Volume	Variance (%)	No. of Share Per ADR	ADR Price (Rs.)	BSE Price	Variance (%)
Infosys Tech	19.30	12586754	19.50	10911147	-1.03%	1	1611.38	1657.15	-2.8%
Wipro	6.38	1949441	6.41	1118262	-0.47%	1	532.67	541.00	-1.5%
Dr.Reddy's	77.68	252042	77.52	335094	0.21%	1	6485.60	6582.85	-1.5%
ICICI Bank	29.38	6897975	29.14	3991573	0.82%	2	1226.49	1248.25	-1.7%
HDFC Bank	61.29	3567481	61.92	2773554	-1.02%	3	1705.73	1636.50	4.2%

GDR's (US\$)

	Prices	Prev. Close	Change	Var %
L&T	44.20	44.00	0.2	0.5%
RIL	76.20	76.80	(0.6)	-0.8%
SBI	102.80	102.00	0.8	0.8%

US Economy Data

	Current	Previous
Inflation (YoY)	3.30%	3.40%
Unemployment (%)	4.10%	4.00%

Interest Rate (%)

	Current	Previous
Fed Rate	5.50%	5.50%

US GDP

	Q1CY24	Q4CY23	Q4CY22
Growth (QoQ Annualized)	1.40%	3.40%	2.60%

China Economy Data

	Current	Previous
GDP	5.30%	5.20%
Inflation – CPI (%)	0.20%	0.30%

Economic Calendar

	Date
Indian GDP Data	30 Aug
Indian Inflation Data CPI	12 Jul
Indian Inflation Data WPI	15-Jul
Indian Monetary Policy	08 Aug
India's Industrial Production (IIP)	12 Jul
US Inflation Data	11 Jul
US GDP	25 Jul
US Unemployment Data	02 Aug
US Fed Rate	31 Jul
China GDP	15 Jul
China Inflation Data	To be announced

Event Update

Name	Date	Purpose
Bridge Securities Ltd.	10-07-2024	Stock Split from Rs.10/- to Re.1/-
PG Electroplast Ltd.	10-07-2024	Stock Split from Rs.10/- to Re.1/-
Alliance Integrated Metaliks Ltd.	11-07-2024	Bonus issue
Oriental Hotels Ltd.	11-07-2024	Rs.0.50 per share(50%)Dividend
Raymond Ltd.	11-07-2024	Spin Off
Route Mobile Ltd.	11-07-2024	Rs.2.00 per share(20%)Final Dividend
Sinclair's Hotels Ltd.	11-07-2024	Rs.1.00 per share(50%)Final Dividend
Sky Industries Ltd.	11-07-2024	Rs.1.00 per share(10%)Final Dividend
20 Microns Ltd.	12-07-2024	Rs.1.25 per share(25%)Final Dividend
AU Small Finance Bank Ltd.	12-07-2024	Rs.1.00 per share(10%)Final Dividend
Axis Bank Ltd.	12-07-2024	Rs.1.00 per share(50%)Final Dividend
Birlasoft Ltd.	12-07-2024	Rs.4.00 per share(200%)Final Dividend
DK Enterprises Global Ltd.	12-07-2024	Dividend
Indian Oil Corporation Ltd.	12-07-2024	Rs.7.00 per share(70%)Final Dividend
IRM Energy Ltd.	12-07-2024	Rs.1.50 per share(15%)Final Dividend
Jubilant FoodWorks Ltd.	12-07-2024	Rs.1.20 per share(60%)Final Dividend
Petronet LNG Ltd.	12-07-2024	Rs.3.00 per share(30%)Final Dividend
Piramal Pharma Ltd.	12-07-2024	Rs.0.11 per share(1.1%)Final Dividend
Polychem Ltd.	12-07-2024	Rs.30.00 per share(300%)Final Dividend
PTL Enterprises Ltd.	12-07-2024	Rs.1.75 per share(175%)Final Dividend
Sat Industries Ltd.	12-07-2024	Rs.0.15 per share(7.5%)Final Dividend
Shradha Infraprojects Ltd.	12-07-2024	Dividend

**Bulk Deal As On 09/07/24**

BSE					
Security Code	Security Name	Client Name	Deal	Quantity	Price
540615	7NR	SANJAY KARANRAJ SAKARIA	B	190118	5.92
543319	AAPLUSTRAD	ANKIT MAHENDRABHAI PARLESHA	S	904000	24.85
543319	AAPLUSTRAD	BLUE KNIGHT CAPITAL PRIVATE LIMITED	B	728000	24.85
543319	AAPLUSTRAD	SAILY PRASAD LAD	B	168000	24.85
539661	ACEMEN	ARDENT VENTURES LLP	B	25000	44.79
543443	ASCENSIVE	BLUESKY INFRA DEVELOPERS PRIVATE LIMITED	B	202000	65.59
543443	ASCENSIVE	GIRIJADHAVA VYAPAAR PRIVATE LIMITED	B	24000	74.87
543443	ASCENSIVE	PRALAY KUMAR CHATTOPADHYAY	S	200000	65
512149	AVANCE	MULTIPLIER SHARE & STOCK ADVISORS PRIVATE LIMITED	S	10000020	0.91
512149	AVANCE	SAHASTRAA ADVISORS PRIVATE LIMITED	S	10651000	0.91
512149	AVANCE	SAHASTRAA ADVISORS PRIVATE LIMITED	B	5001000	0.91
512149	AVANCE	TOPGAIN FINANCE PRIVATE LIMITED	S	16500001	0.91
512149	AVANCE	TOPGAIN FINANCE PRIVATE LIMITED	B	12000001	0.91
531752	BIOGEN	TOPGAIN FINANCE PRIVATE LIMITED	S	1085901	1.44
531752	BIOGEN	TOPGAIN FINANCE PRIVATE LIMITED	B	4440901	1.44
543211	BONLON	KAMLESH JAIN	S	86250	39.86
530249	BRIDGESE	GREEN PEAKS ENTERPRISES LLP	B	37758	40.24
530249	BRIDGESE	RUCHIRA GOYAL	B	20000	40.24
532931	BURNPUR	SHYAM JATIA FAMILY TRUST	B	500000	13
543435	CLARA	SANGAM COMMODITIES PVT LTD .	S	20750	64.26
531259	ESHAMEDIA	GANESH SRINIVASAN	S	100000	13.37
531259	ESHAMEDIA	MEDIA EAGLE RESEARCH LLP	B	95000	13.37
531259	ESHAMEDIA	RISHI ARVIND VAIDYA .	B	248419	13.37
531259	ESHAMEDIA	SHRIDHAR PARAMESHWARAN IYER	S	165877	13.37
531259	ESHAMEDIA	UMA VISHWANATHAN IYER	S	70675	13.37
543538	GOEL	MADHGHNE ADVISORY PRIVATE LIMITED	S	20800	175.23
535730	KHOBSURAT	AVANTIKA COMMOSALES LLP	S	5066000	1.38
535730	KHOBSURAT	CHANDAN CHAURASIYA	S	4625810	1.39
535730	KHOBSURAT	DEALMONEY COMMODITIES PRIVATE LIMITED	B	4500000	1.39
535730	KHOBSURAT	SHUBHAM ASHOKBHAI PATEL	B	5000001	1.38
531692	KHYATI	GIRIDHAR SOMISETTY GUPTA	S	109000	3.53
531692	KHYATI	MANOJ KUMAR KANDA	B	71358	3.53
514060	MARKOBENZ	GB HOSPITALITY (INDIA) PRIVATE LIMITED	B	118000	21.12
541337	MILEFUR	SHASHI GOYAL	B	51000	8.37
535910	MMLF	SANJAY KUMAR PATWARI	B	60633	166.52
539767	MNIL	RAVINDER RAO POLSANI	S	25000	15.76
532911	PARLEIND	RAMESHA CHIKKASHETTY	S	102936	11.87
511557	PROFINC	BHAVNA AGGARWAL	S	1443379	1.1
511557	PROFINC	VINAY ARUNKUMAR SANKLECHA	S	1	1.08
511557	PROFINC	VINAY ARUNKUMAR SANKLECHA	B	2600000	1.08
539561	REMLIFE	KARAN ASHOKLAL RANKA	B	1254991	19.1
531893	SAWABUSI	MAHADEV MANUBHAI MAKVANA	S	4846068	0.75
531893	SAWABUSI	VIKRAMBHAI GOKALBHAI CHAUDHARI	S	16323772	0.73
538875	SELLWIN	ANJALI YASH RAJPUT	S	60636	23.9
538875	SELLWIN	NARENDRAKUMAR MAGANLAL PATEL	B	43000	23.9
512329	SGMART	SG LOGISTIC MANAGEMENT PRIVATE LIMITED	S	900000	425.01
543970	SHOORA	BHANSALI VALUE CREATIONS PRIVATE LIMITED	B	9000	46.84
543970	SHOORA	MANOJ KUMAR	S	9000	46.84
543924	SONALIS	DARSHAN UMESH THAKKAR	S	22000	60.2
543924	SONALIS	MASTHANAIHVELURU	B	10000	60.2
543924	SONALIS	RAJESH KUMAR SINGH	B	14000	60.2

542025	SUNRETAIL	PURE BROKING PRIVATE LIMITED	S	960000	1.2
542025	SUNRETAIL	PURE BROKING PRIVATE LIMITED	B	672000	1.2
542025	SUNRETAIL	RAJESH KUMAR SINGH	S	960000	1.2
543799	SVJ	VENKATA SUBBARAO BOMMISSETTY	S	57000	30.55
521005	TITANIN	GRAI CONSTRUCTIONS LLP	S	179000	44.27
538607	TOYAMSL	DAM COMMOSALES LLP	S	9075547	3.36
538607	TOYAMSL	GUJARISH TRADEWING LLP	S	4996929	3.36
542765	TRANSPACT	JINESHKUMAR POPATLAL SHAH	S	7000	317
542765	TRANSPACT	MANISH NITIN THAKUR	B	2500	317
542765	TRANSPACT	VISHAL MAHESH WAGHELA	B	5000	317.15
543754	TRANSVOY	HITESH KIRTIKUMAR VYAS	S	16000	148.05
543754	TRANSVOY	HITESH KIRTIKUMAR VYAS	B	16000	149.68
539291	VASUDHAGAM	DEV GANPAT PAWAR	S	99000	30.23
531025	VISAGAR	NITIN BAKSHI	S	3444550	1
533427	VMS	SANJAY KARANRAJ SAKARIA	S	250681	42.7
500164	GODREJIND	PIROJSHA ADI GODREJ	B	2562666	893.05
500164	GODREJIND	PIROJSHA ADI GODREJ	B	3132111	893.05
500164	GODREJIND	NADIR BURJOR GODREJ	B	11474523	893.05
500164	GODREJIND	NADIR BURJOR GODREJ	B	14024417	893.05
500164	GODREJIND	NISABA GODREJ	B	2562659	893.05
500164	GODREJIND	NISABA GODREJ	B	3132119	893.05
500164	GODREJIND	TANYA DUBASH	B	2562651	893.05
500164	GODREJIND	TANYA DUBASH	B	3132126	893.05
500164	GODREJIND	RKN ENTERPRISES	S	2562651	893.05
500164	GODREJIND	RKN ENTERPRISES	S	2562659	893.05
500164	GODREJIND	RKN ENTERPRISES	S	2562666	893.05
500164	GODREJIND	RKN ENTERPRISES	S	3132111	893.05
500164	GODREJIND	RKN ENTERPRISES	S	3132119	893.05
500164	GODREJIND	RKN ENTERPRISES	S	3132126	893.05
500164	GODREJIND	RKN ENTERPRISES	S	11474523	893.05

NSE

Security Code	Security Name	Client Name	Deal	Quantity	Price
	Ajooni Biotech Limited	JASPAL SINGH BINDRA	BUY	1395090	7.17
AJOONI	Ajooni Biotech Limited	PUNJAB BIOTECHNOLOGY PARK LIMITED	SELL	1200000	6.9
BAIDFIN	Baid Finserv Limited	HIRJI PARBAT GADA	BUY	740210	18.75
BHANDA-RE1	Bhandari Hosiery Exp Ltd	ALKA MITTAL	SELL	1171875	0.6
BHANDA-RE1	Bhandari Hosiery Exp Ltd	KAMAL JEET GUPTA	BUY	500000	0.69
BHANDA-RE1	Bhandari Hosiery Exp Ltd	RAJEEV MITTAL	SELL	558205	0.63
BURNPUR	Burnpur Cement Limited	VANDANA JATIA	SELL	492019	11.74
GMRP&UI	GMR Pow and Urban Infra	F3 ADVISORS PRIVATE LIMITED	SELL	4350199	93
GRETEX	Gretext Industries Ltd.	RASHMI GOEL	BUY	24000	132.31
GRETEX	Gretext Industries Ltd.	SHANKY JALAN	BUY	27000	129
GRETEX	Gretext Industries Ltd.	TALENT INVESTMENT COMPANY PRIVATE LIMITED	SELL	30000	128.84
GRETEX	Gretext Industries Ltd.	VIDHI MEHUL SHAH	SELL	30000	133.7
HOACFOODS	Hoac Foods India Limited	JMKD BROKING PRIVATE LIMITED	SELL	27000	176.25
JPASSOCIAT	JAIPRAKASH ASSOCIATES	MULTIPLIER SHARE & STOCK ADVISORS PRIVATE LIMITED	BUY	38945537	7.34
MANDEEP	Mandeep Auto Industries L	RCSPL SHARE BROKING PRIVATE LIMITED	BUY	74000	69.7
NIRMAN	Nirman Agri Gentic's Ltd	SOHAM FINCARE INDIA LLP	SELL	67200	410.57
RAMASTEEL	Rama Steel Tubes Limited	AVIATOR GLOBAL INVESTMENT FUND	SELL	11019675	10.71
SEPC-RE2	SEPC Limited	MC JAIN INFOSERVICES PRIVATE LIMITED	BUY	1000000	3.59
SEPC-RE2	SEPC Limited	PUNJAB NATIONAL BANK	SELL	840000	3.61
SILLYMONKS	Silly Monks Entertain Ltd	TEJESH HASMUKH SHAH	BUY	86000	20.16
SRM	SRM Contractors Limited	NEOMILE CORPORATE ADVISORY LIMITED	BUY	261864	185
VIJAYA	Vijay a Diagnostic Cen Ltd	AL MEHWAR COMMERCIAL INVESTMENTS L.L.C.	SELL	2250000	783
VIJAYA	Vijay a Diagnostic Cen Ltd	KOTAK MAHINDRA MUTUAL FUND	BUY	1100000	783
VIJAYA	Vijay a Diagnostic Cen Ltd	KOTAK MAHINDRA MUTUAL FUND	BUY	700000	783

**Disclosure:**

Research Reports that are published by Nirmal Bang Securities Private Limited (hereinafter referred to as "NBSPL") are for private circulation only. NBSPL is a registered Research Analyst under SEBI (Research Analyst) Regulations, 2014 having Registration no. INH000001766. NBSPL is also a registered Stock Broker with National Stock Exchange of India Limited, BSE Limited, Metropolitan Stock Exchange of India Limited, Multi Commodity Exchange of India Limited and , National Commodity and Derivative Exchange Limited in Capital Market , Equity and Commodities derivatives segments and Currency Derivatives Segment .

NBSPL has other business divisions with independent research teams separated by Chinese walls, and therefore may, at times, have different or contrary views on stocks and markets.

NBSPL or its associates have not been debarred / suspended by SEBI or any other regulatory authority for accessing / dealing in securities Market since last 20 years. NBSPL, its associates or analyst or his relatives do not hold any financial interest (Except Investment) in the subject company. NBSPL or its associates or Analyst do not have any conflict or material conflict of interest at the time of publication of the research report with the subject company. NBSPL or its associates or Analyst or his relatives may or may not hold beneficial ownership of 1% or more in the subject company at the end of the month immediately preceding the date of publication of this research report.

NBSPL or its associates / analyst has not received any compensation / managed or co-managed public offering of securities of the company covered by Analyst during the past twelve months. NBSPL or its associates have not received any compensation or other benefits from the company covered by Analyst or third party in connection with the research report. Analyst has not served as an officer, director or employee of Subject Company. NBSPL / analyst has not been engaged in market making activity of the subject company.

**Analyst Certification:** The research analysts and authors of these reports, hereby certify that the views expressed in this research report accurately reflects my/our personal views about the subject securities, issuers, products, sectors or industries. It is also certified that no part of the compensation of the analyst(s) was, is, or will be directly or indirectly related to the inclusion of specific recommendations or views in this research. The analyst(s) principally responsible for the preparation of this research report and has taken reasonable care to achieve and maintain independence and objectivity in making any recommendations.



**Disclaimer:**

The Research Report is for the personal information of the authorized recipient and does not construe to be any investment, legal or taxation advice. NBSPL is not soliciting any action based upon it. Nothing in the research report shall be construed as a solicitation to buy or sell any security or product, or to engage in or refrain from engaging in any such transaction. In preparing the research report, we did not take into account the investment objectives, financial situation and particular needs of the reader.

The research report has been prepared for the general use of the clients of NBSPL and must not be copied, either in whole or in part, or distributed or redistributed to any other person in any form. If you are not the intended recipient you must not use or disclose the information in the research report in any way. Though disseminated to all the customers simultaneously, not all customers may receive the research report at the same time. NBSPL will not treat recipients as customers by virtue of their receiving the research report. The research report is not directed or intended for distribution to or use by any person or entity resident in a state, country or any jurisdiction, where such distribution, publication, availability or use would be contrary to law, regulation or which would subject NBSPL & its group companies to registration or licensing requirements within such jurisdictions.

The report is based on the information obtained from sources believed to be reliable, but we do not make any representation or warranty that it is accurate, complete or up-to-date and it should not be relied upon as such. We accept no obligation to correct or update the information or opinions in it. NBSPL or any of its affiliates or employees shall not be in any way responsible for any loss or damage that may arise to any person from any inadvertent error in the information contained in the research report. NBSPL or any of its affiliates or employees do not provide, at any time, any express or implied warranty of any kind, regarding any matter pertaining to this report, including without limitation the implied warranties of merchantability, fitness for a particular purpose, and non-infringement. The recipients of the research report should rely on their own investigations.

This information is subject to change without any prior notice. NBSPL reserves its absolute discretion and right to make or refrain from making modifications and alterations to this statement from time to time. Nevertheless, NBSPL is committed to providing independent and transparent recommendations to its clients, and would be happy to provide information in response to specific client queries.

Before making an investment decision on the basis of research report, the reader needs to consider, with or without the assistance of an adviser, whether the advice is appropriate in light of their particular investment needs, objectives and financial circumstances. There are risks involved in securities trading. The price of securities can and does fluctuate, and an individual security may even become valueless. International investors are reminded of the additional risks inherent in international investments, such as currency fluctuations and international stock market or economic conditions, which may adversely affect the value of the investment. Opinions expressed are subject to change without any notice. Neither the company nor the director or the employees of NBSPL accept any liability whatsoever for any direct, indirect, consequential or other loss arising from any use of the research report and/or further communication in relation to the research report. Here it may be noted that neither NBSPL, nor its directors, employees, agents or representatives shall be liable for any damages whether direct or indirect, incidental, special or consequential including lost revenue or lost profit that may arise from or in connection with the use of the information contained in the research report.

Copyright of this document vests exclusively with NBSPL.

Our reports are also available on our website

Registration granted by SEBI and certification from NISM in no way guarantee performance of NBSPL or provide any assurance of returns to investors.

**Nirmal Bang Research (Division of Nirmal Bang Securities Pvt. Ltd.)**

B-2, 301/302, Marathon Innova,  
Opp. Peninsula Corporate Park  
Off. Ganpatrao Kadam Marg  
Lower Parel(W), Mumbai-400013  
Board No. : 91 22 6723 8000/8001  
Fax. : 022 6723 8010